

Quality craftsmanship

Beautiful details


Artisans' skill



Residential Remodeling:



- Additions
- Kitchens
- Bathrooms
- Bedrooms and
Master Suites
- Attic Conversions
- Home Offices, Studies,
Studios and Libraries
- Family Rooms
- Porches
- And more...



"Celebrating 30 years of service to Twin Cities Homeowners."

The Silver Bulletin

Helpful and Interesting Information for Homeowners


Some of What's Inside

- ▶ Project Spotlight
- ▶ Surviving a Renovation:
How to live without a kitchen
- ▶ Tips for selecting counter surfaces
- ▶ Landscaping
- ▶ Organizing your Garage



**Spring 2006
INSIDE**

- ▶ Project Spotlight
- ▶ Surviving a Renovation:
How to live without
a kitchen
- ▶ Tips for selecting
counter surfaces
- ▶ Landscaping
- ▶ Organizing your Garage
- ▶ Seasonal Reminders



Project Spotlight

This kitchen was in need of a modern make-over. Silver Bullet completely transformed the room with new plumbing, electrical, wood floors, custom cabinets and built-in table, and granite counters. To bring in more morning light, windows were added to the east wall. ■



**Surviving a Renovation:
How to live without a kitchen**

For many people considering a kitchen remodel, the biggest fear is living without a kitchen for a period of time. This temporary inconvenience can become stressful if you are not prepared. Here are some ways to cope while your kitchen undergoes renovation.

- When packing up your kitchen before the remodel, put your most frequently used items (such as your can opener) in a separate box. Make sure it is clearly labeled and easy to reach.
- If you can, move the refrigerator to another room. Another alternative is to purchase a mini-fridge for essentials.
- Set up a temporary “kitchen station” in another room. Include a toaster, microwave, coffeepot, and crock-pot.

- Rather than trying to wash your dishes in your bathroom sink, consider purchasing paper plates, plastic cups, and plastic utensils.
- If you have access to a freezer, prepare meals in advance. Also stock up on pre-prepared microwavable foods.
- During warm weather, you can also prepare meals outside on a grill.


Above all, the best way to survive a kitchen remodel is to hire a professional remodeler. That way you avoid surprises that can make your renovation last longer than it should. A professional remodeler should also be able to advise and assist you in setting up your temporary “kitchen station.” ■

Member:

National Association of
the Remodeling Industry (NARI)

Remodelers Advantage Roundtable

Minnesota BBB



Tips for selecting counter surfaces

Countertops have a strong impact on the overall feel and look of your kitchen and bathrooms. There are many choices available, so it is important to make an educated decision. Here are just a few options for counter surfaces.

Ceramic Tile – Ceramic tile comes in a wide range of colors, textures, and designs. You can place hot pots and pans on the counter surface without damaging the tiles. It is easy to clean, however some tiles can chip and crack easily and the grout requires special attention.

Laminates – The term “Laminates” covers many brands of plastic countertop surfacing materials. They offer both smooth and textured surfaces that are easy to clean. However, scratches are difficult to repair so you shouldn’t cut on it. Laminates are known for their lower cost and come in a wide range of colors. They can last a long time with minimal care.

Wood or Butcher Block – While Butcher Block is very susceptible to water, food staining, cuts and burns, it can be renewed through sanding and re-sealing. It is the only countertop material meant to be used as a cutting surface. This counter surface must be oiled regularly. Also, when handling raw meat or fish, the surface must be thoroughly cleaned.

Solid Surface – Solid surface countertops such as Corian come in a wide range of colors and patterns. They are stain resistant and scratches can be sanded out, but hot pots and pans can cause damage.

Engineered Stone – Engineered stone is nonporous and resists scratching, so it never needs sealing. It can look much like Granite or other stone.

Granite – Granite is very scratch and stain resistant. It is also highly heat resistant. It is the most elegant of countertop surfaces to choose from.

Landscaping

Landscaping your yard not only makes it look better, but it also increases the value of your home. When you landscape, it is important to consider both aesthetic (what everyone sees) and function (what you get out of it). A well-landscaped yard will look beautiful and bring something extra to the homeowners’ lives.



For example, a bird-watcher would get the most enjoyment from their yard by turning their property into a bird habitat. Plants to provide berries or nuts, shrubs and bird houses for shelter, and a pond or fountain for fresh water will easily attract wild birds and improve the beauty of your home.

Another idea is edible landscaping for the culinary-inclined. Fruit-bearing trees blossom with beautiful flowers in the spring and provide delicious treats for you in the summer and fall.

Herbs, which create fragrant ground cover, can be dried later to season any meal.

Keep in mind, however, that some plants grow better in specific climates and sunlight. A plant that requires full sunlight would do poorly in a yard full of shade. Landscaping books or a landscaping professional can help you find the best plants for your specific yard.

Before you landscape, either by yourself or with a professional, make a list of the things you would want to get out of your yard. That list will help guide you as you begin your landscaping project. With proper planning and maintenance, you will have a beautiful yard for years to come. ■



Photos courtesy of Yardscapes, Inc.

Seasonal Reminders

Marble – Marble is rarely used for a full kitchen countertop due to its delicate characteristics. It is more suitable for bathroom counters. When used in kitchens, its cool, non-stick surface is perfect for baking. In those cases it is often used on an island or inset. Marble is very high maintenance—prone to stains, scratches, and discoloration. It must be professionally sealed to prevent damage.

Limestone – These countertops are heat and impact resistant, but not very stain resistant even when provided with regular sealing and polishing. It is softer than granite or marble, and may crack or darken over time. Limestone is more appropriate for bathrooms rather than kitchens.

Stainless Steel – Sanitary, heat resistant and easy to

clean, stainless steel provides a contemporary look to the kitchen. However, it can scratch and tends to show fingerprints and smudges easily.

Concrete – Concrete is heat and scratch resistant, but unless regularly sealed it will stain easily. It can be stained or tooled to achieve a wide variety of looks. It is very abrasive, so you should not cut on it. Cracking is common over time. ■



- **Put up screens.** Now is the time to install your door and window screens. Also remember to clean your storm windows before storing them.
- **Change furnace or HVAC filters.** With summer coming, remember to change your furnace and air conditioner filters again. If filters are not changed often enough, they can become clogged and work less efficiently.
- **Check your smoke detector batteries.** When you turn your clock forward for Daylight Saving Time, it is also a good time to check your smoke alarm batteries. More than 90 percent of homes have smoke detectors, but millions of these detectors either have dead or missing batteries. ■

Organizing your Garage

Garages have a tendency to get out of control very fast. If your garage is a mess that needs to be tamed, here are some helpful suggestions.

Hooks: Installing a row of hooks in your garage allows you to store bikes, rakes, shovels, and lawn chairs in a safe, convenient location.

Shelves: Boxes, toolboxes, and other stackable items can be neatly stored with a secure shelving unit. For safety, put the heaviest items on the bottom shelves.

Storage bins: Large bins placed on the floor can be used to store children's

toys, garden equipment, or other difficult-to-store items. Smaller bins can be placed on shelves for easier access.

Garage systems: Professionally installed custom garage systems make maximum use of your limited space. This includes custom hooks, closets and shelving units specially designed for your garage.

Seasonal items: Seasonal items should be cleaned and stored as soon as they are no longer needed. Items that are used on a regular basis should be stored in a convenient-to-reach location. ■

Referral Rewards – American Express Gift Cards

The majority of projects for new clients that Silver Bullet does every year come from past clients and company friends referring new homeowners to us. We are very grateful for your referrals. When you refer someone to Silver Bullet who becomes a client of ours, we will show you our appreciation with an American Express Gift card worth \$250. ■

Thank You

We would like to thank Cindy Tupy and Doug Green for asking us to design and build their basement remodel. This project includes a family room, bath, bedroom, exercise room, playroom and a screen porch.

We'd also like to thank Martha O'Hara for referring Ann and Dan Monahan and Tom and Barb Hatch.

In addition, we want to thank Chuck Levin for referring Doug Long and Susan Mayo. ■